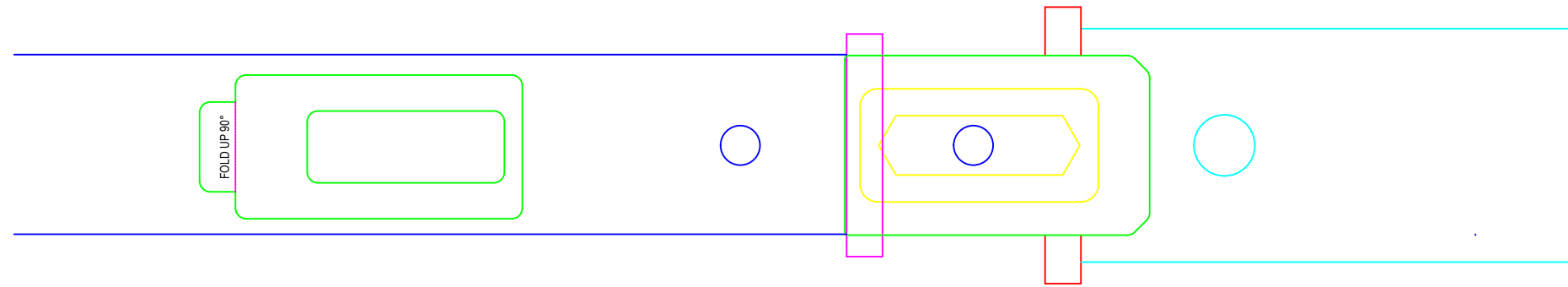
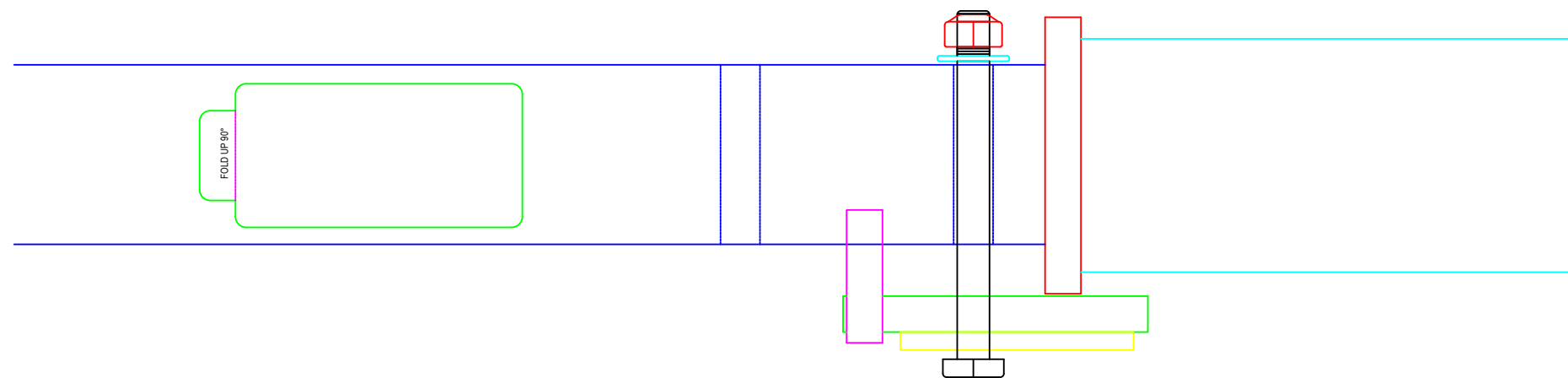


SUPPLIED WITH 2 x 0.9mm & 2 x 1.6mm SHIMS

SHIMS WITH THE SLOT ARE FOR THE SIDE SO THE HITCH PIN CAN INSERT THROUGH



ANTI TILT BRACKET  
SIDE VIEW

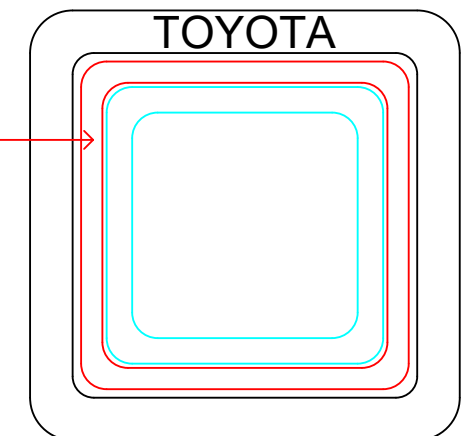


ANTI TILT BRACKET  
TOP VIEW

1 SHIM ON THE SIDE AND 1 SHIM ON THE BOTTOM IS ALL YOU WILL FIT  
LIFT THE OUTER RACK TO INSERT BOTTOM SHIM  
SOME HITCHES WILL TAKE 1 SHIM, SOME 2, SOME NO SHIMS  
DO NOT FORCE SHIMS INTO THE RECEIVER

IF YOUR RECEIVER HAS A PLASTIC COVER  
SAYING "NISSAN" "TOYOTA" "BLACK PLASTIC"  
YOU WILL NEED TO REMOVE THIS

REINFORCING RING



MOST RECEIVERS HAVE A REINFORCING RING WELDED TO THE OUTSIDE UNDERNEATH THE COVER  
THIS IS NOT REMOVEABLE, ONLY THE PLASTIC OUTER COVER IS REMOVEABLE

## RACK N RIDE SPORT CARRIER ASSEMBLY

### ANTI TILT BRACKET

ALL COPYRIGHT AND OTHER PROPERTY RIGHTS  
CONTAINED HEREIN ARE THE PROPERTY OF RACK N  
ROLL PTY LTD AND ARE NOT TO BE COPIED,  
REPRODUCED OR DISTRIBUTED WITHOUT PRIOR  
WRITTEN CONSENT OF RACK N ROLL PTY LTD

© RACK N ROLL PTY LTD