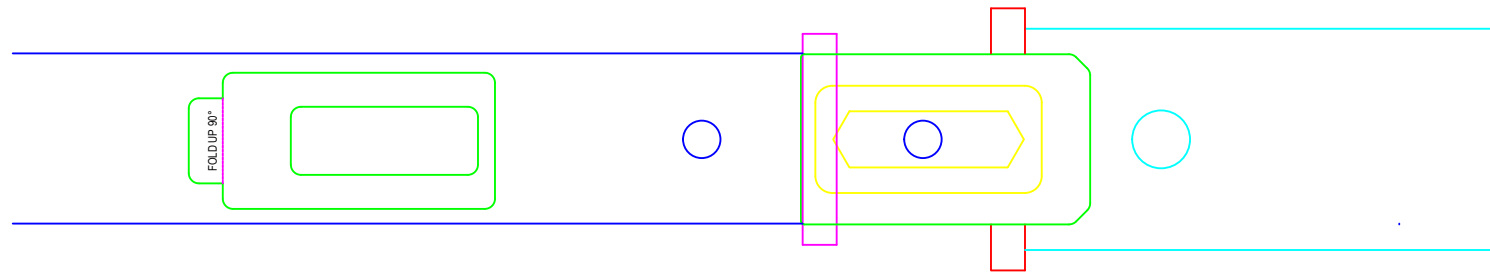
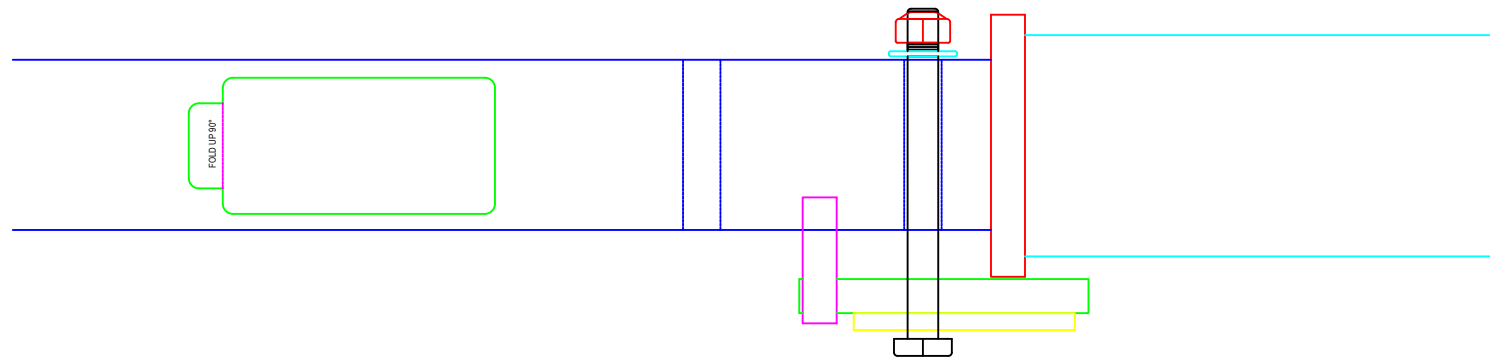


SUPPLIED WITH 2 x 0.9mm & 2 x 1.6mm SHIMS

SHIMS WITH THE SLOT ARE FOR THE SIDE SO THE HITCH PIN CAN INSERT THROUGH



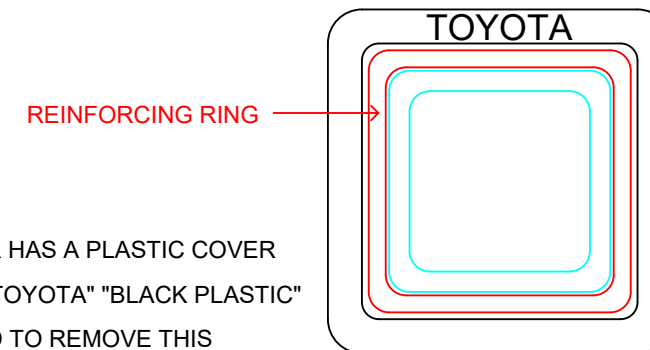
ANTI TILT BRACKET
SIDE VIEW



ANTI TILT BRACKET
TOP VIEW

1 SHIM ON THE SIDE AND 1 SHIM ON THE BOTTOM IS ALL YOU WILL FIT
LIFT THE OUTER RACK TO INSERT BOTTOM SHIM
SOME HITCHES WILL TAKE 1 SHIM, SOME 2, SOME NO SHIMS
DO NOT FORCE SHIMS INTO THE RECEIVER

IF YOUR RECEIVER HAS A PLASTIC COVER
SAYING "NISSAN" "TOYOTA" "BLACK PLASTIC"
YOU WILL NEED TO REMOVE THIS



MOST RECEIVERS HAVE A REINFORCING RING WELDED TO THE OUTSIDE UNDERNEATH THE COVER
THIS IS NOT REMOVEABLE, ONLY THE PLASTIC OUTER COVER IS REMOVEABLE

RACK N RIDE ADVENTURE CARRIER ASSEMBLY

ANTI TILT BRACKET & SHIMS

ALL COPYRIGHT AND OTHER PROPERTY RIGHTS
CONTAINED HEREIN ARE THE PROPERTY OF RACK N
ROLL PTY LTD AND ARE NOT TO BE COPIED,
REPRODUCED OR DISTRIBUTED WITHOUT PRIOR
WRITTEN CONSENT OF RACK N ROLL PTY LTD

© RACK N ROLL PTY LTD